

Activity Plan – Winter 2018									
Friday July 13 th									
Reptile and First Aid									
Educational Leader: Kareena Pearce									
7.00-8.45	First Aid / Reptiles		Pipe Cleaner Reptiles		Nurse Hat Craft		Operation Board Game		Other things that happened today...
Activity Code			2.4		2.1		4.1		
Activity Leader									
Roll Call									
9.00-9.45	First Aid / Reptiles		Science Experiment – Pens in a Bag		Peg Boards		Hama Beads		
Activity Code			4.2		1.4		2.3		
Activity Leader									
Morning Tea									
10.15-12.45	First Aid / Reptiles		Cops and Robbers		Bubble Snake		Red Light Green Light		
Activity Code			3.2		4.3		3.2		
Activity Leader									
Lunch									
1.30-3.30	First Aid / Reptiles		Movie		Bug Catchers		Cornflour with Water and Dish Soap		
Activity Code			5.2		4.4		4.3		
Activity Leader									
Afternoon Tea									
4.00 – 5.15	First Aid / Reptiles		Paper Chain Snake		Dress Up		Mindfulness Colouring		
Activity Code			4.1		1.1		3.1		
Activity Leader									
Late Snack									
5.30-6.30	First Aid / Reptiles		Snakes and Ladders		Doctor and Nurse Colouring		Splat		
Activity Code			1.4		1.3		5.1		
Activity Leader									
Activity Code	G Group	F Focus Child	C Child Suggestion	P Parent Suggestions	J Journal Entry	W National/World Events	E Extension Idea	Q QIP	

Operation Board Game

\$25.00 @ Target

and

\$25.00 @ Kmart

Nurse Hat Craft

<https://i.pinimg.com/originals/d7/db/42/d7db42ae60143b0e644dc21125ab6852.jpg>

https://www.ehow.com/how_8400242_make-nurses-hat.html

Pipe Cleaner Reptiles

[https://www.pinterest.com.au/search/pins/?q=pipe%20cleaner%20reptiles&rs=typed&term_meta\[\]=pipe%7Ctyped&term_meta\[\]=cleaner%7Ctyped&term_meta\[\]=reptiles%7Ctyped](https://www.pinterest.com.au/search/pins/?q=pipe%20cleaner%20reptiles&rs=typed&term_meta[]=pipe%7Ctyped&term_meta[]=cleaner%7Ctyped&term_meta[]=reptiles%7Ctyped)

Science Experiment – Pens in a Bag

<https://buggyandbuddy.com/science-activities-for-kids-baggie-and-pencil-magic-science-invitation-saturday/>

Paper Chain Snake

[http://www.dltk-
kids.com/animals/mp
aper-chain-snake.htm](http://www.dltk-kids.com/animals/mpaper-chain-snake.htm)

Red Light Green Light

Let's Play Red Light, Green Light

Number of players: 3+ (the more the merrier!)

Recommended Age: 3+ years

Equipment needed: None. You will however need a reasonably large, open space for the children to run in.

To play:

One person is chosen to be 'it' (the traffic light) and he/she stands a good distance away from the other players (5+ metres) with his back to them. The other players stand in a line facing It.

When It calls 'Green Light,' the other players move towards him until he spins around, calling 'Red Light.' When they hear the red light command the other players must freeze on the spot. Any child seen moving must return to the starting line. The children must remain frozen until the next 'Green Light' command is given.

Play continues in this manner until someone reaches and tags It. The tagger becomes the new It and the game begins again.

Variations

- Include a 'Yellow Light' command which requires the players to move in slow motion.
- Decide if shouting 'Red Light' more than once in a row is allowed as this will certainly get players listening.
- Before calling 'Green Light,' It or the supervising adult selects a way of moving – hopping, crawling, walking backwards, etc
- A simpler version for younger children involves the traffic light staying facing the other players.

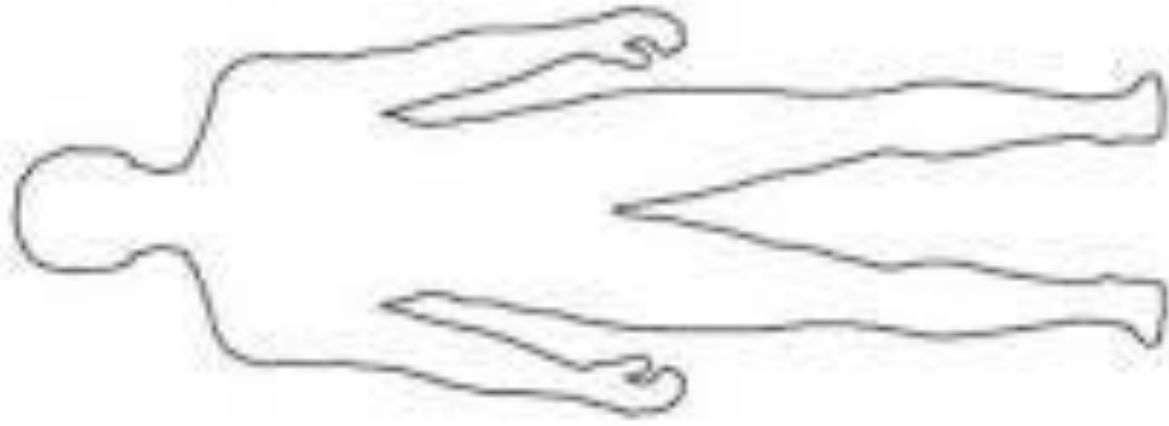
Cornflour with water and
dish soap

[https://www.questacon.edu
.au/outreach/programs/scie
nce-
circus/videos/cornflour-
slime](https://www.questacon.edu.au/outreach/programs/science-circus/videos/cornflour-slime)

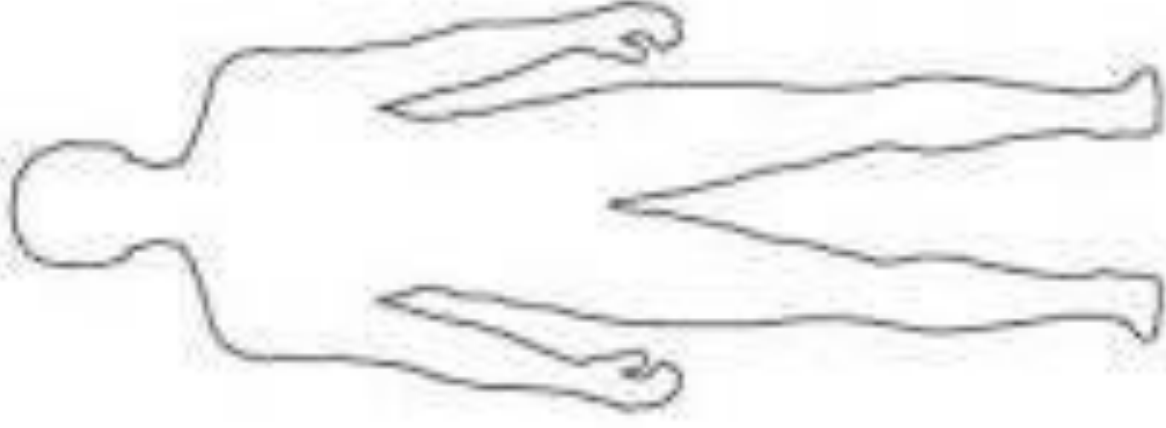
[https://www.youtube.com/
watch?v=TnjVlG9xWmI](https://www.youtube.com/watch?v=TnjVlG9xWmI)

Activity Plan – Winter 2018								
Monday 16 th July								
Incredibles 2 and Pancakes								
Educational Leader: Kareena Pearce								
7.00-8.45	Handball	Design your own Super suit	Incredibles Activity Pack	Qwirkle	Other things that happened today...			
Activity Code	3.2	1.3	5.2	2.1				
Activity Leader								
Roll Call								
9.00-9.45	Incredibles and Pancakes	Incredibles and Pancakes	Incredibles and Pancakes	Incredibles and Pancakes				
Activity Code								
Activity Leader								
Morning Tea								
10.15-12.45	Incredibles and Pancakes	Incredibles and Pancakes	Incredibles and Pancakes	Incredibles and Pancakes				
Activity Code								
Activity Leader								
Lunch								
1.30-3.30	Super Mask creation	Pancake and Spatula Race (Egg & Spoon)	Lair Building	Bread Experiment				
Activity Code	1.3	3.2	2.3	3.2				
Activity Leader								
Afternoon Tea								
4.00 – 5.15	Slime	Capture the Flag	Mud Pies	3 Bounce				
Activity Code	4.2	3.2	2.4	3.2				
Activity Leader								
Late Snack								
5.30-6.30	Comic Drawing	Mr Squiggle	Incredibles Colouring In	Trick Sticks				
Activity Code	4.3	4.3	1.2	3.1				
Activity Leader								
Activity Code	G Group	F Focus Child	C Child Suggestion	P Parent Suggestions	J Journal Entry	W National/World Events	E Extension Idea	Q QIP

Design your own Super suit!



Design your own Super suit!



Bread Experiment

<http://www.scarymommy.com/teacher-bread-experiment-germs-hand-washing-viral/>

Could add:

Gloved hands and without
soap

Incredibles Colouring

<https://www.darcyandbrian.com/incredibles-2-printable-coloring-pages-and-activities/>

Activity Plan Winter 2018								
Friday July 20th								
Tie Dye and Face Painting								
Educational Leader: Kareena Pearce								
7.00-8.45	Tie Dye and Face Painting	Peg Boards	Percussion (Outside)	Handball	Other things that happened today...			
Activity Code		1.4	4.4	2.3				
Activity Leader								
Roll Call								
9.00-9.45	Tie Dye and Face Painting	Colours in Pen Experiment	Colour Wheel	Peace Sign Design				
Activity Code		4.2	4.3	3.1				
Activity Leader								
Morning Tea								
10.15-12.45	Tie Dye and Face Painting	DIY Face Painting (on paper)	Paper Towel Butterflies	Bulrush				
Activity Code		1.3	4.3	3.2				
Activity Leader								
Lunch								
1.30-3.30	Tie Dye and Face Painting	Movie	Finger Knitting	Mandala Creation				
Activity Code		5.2	4.1	4.4				
Activity Leader								
Afternoon Tea								
4.00 – 5.15	Tie Dye and Face Painting	Elastics	Pie Face	Marbled Paper				
Activity Code		3.2	5.1	4.3				
Activity Leader								
Late Snack								
5.30-6.30	Tie Dye and Face Painting	Playdough	Ribbons	Balloon Tennis				
Activity Code		4.1	3.2	3.2				
Activity Leader								
Activity Code	G Group	F Focus Child	C Child Suggestion	P Parent Suggestions	J Journal Entry	W National/World Events	E Extension Idea	Q QIP

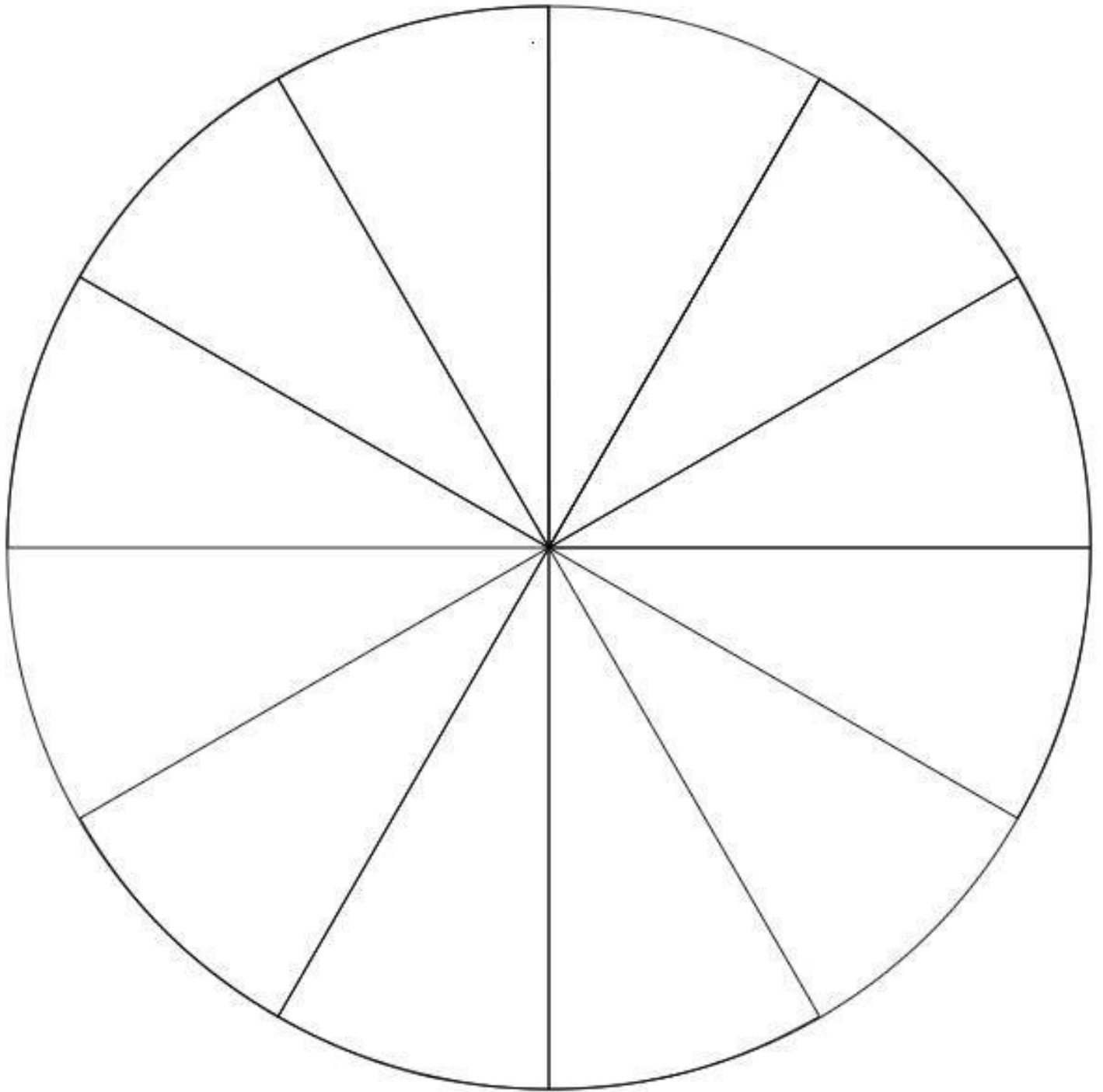
DIY Face Painting



Colours in a Pen Experiment

<http://www.open.edu/openlearn/science-maths-technology/science/chemistry/separate-coloured-ink-experiment>

Colour wheel



Peace Sign Design

Children draw a
peace sign and
then add a pattern
and colour in

Paper Towel Butterflies

<https://makeit-loveit.com/kid-craft-project-paper-towel-butterflies>

Mandala Creation

<https://thecraftyclassroom.com/crafts/india-crafts-for-kids/how-to-draw-a-mandala/>

Elastics

\$3.00 @ kmart

Marbled Paper

<http://www.aliceandlois.com/diy-shaving-cream-marbled-paper/>

